

on request

**INDI**

L80 B10 > 72 000h | SDCM 3 | LLMF 85% | CRI 84

PRODUCT NAME	POWER CONSUMPTION	LUMEN OUTPUT*	EFFICACY*	PRODUCT SIZE	ORDER REFERENCE
INDI 15	13W	1230 Lm	94 lm/W	545 x 57 x 75 mm	INDI15
INDI 25	25W	2560 Lm	102 lm/W	1085 x 57 x 75 mm	INDI25
INDI 40	36W	3940 Lm	109 lm/W	1625 x 57 x 75 mm	INDI40
INDI 50	48W	5320 Lm	110 lm/W	2170 x 57 x 75 mm	INDI50

\*Values are given for colour temperature of 4000K / HEX di user, and may variate for other options

### MATERIALS

CASING - electrostatically painted aluminium; standard colour - grey

DIFFUSER - PMMA

### INSTALLATION

Surface mounted

Suspended

### ORDER CODE

#### COLOUR TEMPERATURE

3000K 3K

4000K 4K

#### DRIVER TYPE

Standard ST

Dimming - DALI DL

#### DIFFUSER

Microprismatic HEX

Opal OPQ

Parabolic Louvers PAR

#### CASING COLOUR

Grey GR




White WH

Black BL

Custom RAL

#### EMERGENCY MODULE

3 hr EM



Order code example: **INDI40-4K-ST-HEX-GR-EM**

End Cap	Single/Metal*	INDI-ENDCAP
	Single/PC	INDI-ENDCAP-S
Joints	Inline	INDI-JOINT-I
	Surface Mounting Bracket*	INDI-JOINT-S
	Corner 90°*	INDI-JOINT-C
	T-joint*	INDI-JOINT-T
Suspension Kit	Simple INOX	ZLISS-INOX
	Electrical*	ZLISS-SUSP
Upper Masking Cover	545 mm*	INDI15-BACK
	1085 mm*	INDI25-BACK
	1625 mm*	INDI40-BACK
	2170 mm*	INDI50-BACK